



---

**July's B.I.G. Idea**

We believe that we can live and act with love and courage because God is always with us.

**July's Bible Verse**

*My help comes from the LORD, who made heaven and earth. Psalm 121:2*

**July's B.I.G. Theme**

Come, Live the Adventure

---

## Lesson 8 ★ Down the Wall

### Today's Bible Story

Acts 9:19b-25, 28

### Three B.I.G. (Believe in God) Truths

- ★ God is a great big God.
- ★ God loves us with a great big love.
- ★ We are part of God's great big world.

### Objectives

- ★ Children will hear the Bible story about Paul's escape down a city wall in Damascus.
- ★ Children will recognize that we are sometimes asked to do difficult things when we follow Jesus, but God will always be there during those times to help us.

Saul was a deeply religious man, devoted to God and to his Jewish faith. He belonged to the strictest party of Jews—the Pharisees—who believed it was very important to keep the Jewish laws and traditions. As a Pharisee, Saul considered Jesus to be a troublemaker and a threat to the Jewish faith. He decided to take an active role in stamping out Christianity. Thinking God would be pleased with him, Saul went from house to house in Jerusalem, hunting for Christians and dragging them off to prison.

In order to escape this persecution, many Christians left Jerusalem and scattered throughout the countryside. So Saul went to the high priest and received special permission to travel to Damascus to arrest the Christians there. But as Saul hurried toward Damascus, a bright light from heaven flashed around him, temporarily blinding him. Saul fell to the

ground. Then he heard the voice of Jesus saying, "Saul, Saul, why do you persecute me?" Saul, trembling, asked: "Who are you?" Saul's friends were speechless when they heard the voice of Jesus say: "Get up and enter the city, and you will be told what you are to do."

Saul's friends led him to Damascus, where he spent three days without sight. Then God called a Christian named Ananias to place his hands on Saul's eyes, restoring Saul's sight. This experience turned Saul into a new man. He immediately became a follower of Christ. Now, instead of persecuting Christians, he went into the synagogues to teach others that Jesus is the Messiah, the Son of God.

Both the Jews and Christians were shocked to hear Saul teaching about Jesus. Many Christians were afraid it was just a trick, and the Jews felt betrayed. And suddenly Saul—now calling himself by his Greek name, Paul—found that he had many enemies on all sides.

Paul's preaching about Jesus proved to be a powerful witness for Christ, and before long the Jews decided they must get rid of him. Since the Jewish leaders knew Paul was inside the city of Damascus, they watched the city gates day and night so that they could kill him. Some of Paul's supporters heard about the plot, and they devised a plan to save Paul's life. In the darkness of night, they used a basket to lower Paul down through an opening in the city wall. Paul's life was saved, and he was able to continue teaching and preaching about Jesus.

## Invite them in . . . (15 minutes)

Welcome!	✓
What's in the Basket	✓
Take Paul Down the Wall	✓
Basket Rubbings	
Transition Time	✓

## . . . Into the Bible (30 minutes)

Hear the Bible Story	
Pop-Out Paul	✓
Adventure Passports	✓
Backyard Time	✓

## . . . Into Life (15 minutes)

Praise Time	✓
Closing Worship	✓



**TimeSaver**  
Activities that require little or no planning and only basic supplies.



**EcoFriendly**  
Activities that encourage responsible earth stewardship by providing options to use recycled or repurposed materials.

## DVD Summary: Backyard Time

*Mr. Z and Ms. Lucy are playing a game of hide and seek in the Backyard. It reminds Mr. Z of this week's Bible story, when Paul was hiding from his enemies. Bongo asks for the Bible verse. Then Ms. Lucy has an idea that will illustrate the importance of friends helping friends. Just as Ms. Lucy needs Mr. Z's help to walk across a balance beam, Paul needed help from his friends to stay out of sight. Your children will hear that the greatest help of all comes from God, who will always be there whenever we need help.*



## The B.i.G. Idea

We believe that we can live and act with love and courage because God is always with us.

Choose one or more activities to introduce your children to the Bible story.

### Welcome!

**Supplies:** Stickers, Attendance Chart, Leader—inside front cover, DVD, DVD player, television, sailor hats made earlier (page 60)

- Do** ★ Welcome the children as they arrive. Give each child a basket **Sticker** to place on the **Attendance Chart**.
- ★ **Say:** Today's Bible story is about a man named Paul whose life was in great danger. His friends used a big basket to help save his life.
- ★ **Ask:** Do you remember our Bible verse for this month? It says: "My help comes from the LORD, who made heaven and earth" (Psalm 121:2). We will find out how Jesus helped his friends.
- ★ Remind the children how to sign the Bible verse (**DVD; Leader—inside front cover**).
- ★ Give each child the sailor hat he or she made earlier this month (page 60). Help any child who has been absent make a hat.
- ★ Invite the children to look at the **Stickers** on the hat.
- ★ **Say:** Do you remember the adventures we have taken this month? We have spent time inside a big fish, and we have sailed on a stormy sea. Today we are going on another adventure—on a trip over a wall!
- ★ Give each child a basket **Sticker** to attach to the sailor hat.
- ★ Invite the children to wear their sailor hats.

**Live B.i.G.** God is always with us, helping us face life's challenges.

### What's in the Basket?

**Supplies:** basket; small blanket; small items like a ball, a teddy bear, a book

#### Prepare

- ★ Put three items in a basket and cover the basket with a blanket.

- Do** ★ **Say:** Let's play a guessing game. I will give you hints about things in my basket. I want you to guess what is in my basket!
- ★ Give the children hints for each item like "I have something that I can bounce and roll" or "with soft, brown fur" or "with pages."
- ★ Then let the children guess.
- ★ **Say:** In our Bible story today, Paul's friends hid Paul in a big basket. God was with Paul to help him have courage.

**Live B.i.G.** God is always with us to help us act with love and courage.

## Take Paul Down the Wall

**Supplies:** Leader—page 86, crayons

### Prepare

- ★ Photocopy “Take Paul Down the Wall” (**Leader—page 86**) for each child.

**Do** ★ Give each child “Take Paul Down the Wall” (**Leader—page 86**).

- ★ **Say:** Find Paul and a big basket. Draw a line from the basket to Paul.
- ★ Have the children use crayons to connect the basket to Paul.
- ★ **Say:** Then the friends lowered the basket down the wall.
- ★ I wonder what they used to lower the basket.
- ★ **Ask:** Do you think they used a chair? (no) a pair of socks? (no) a tricycle? (no) What did they use? (a rope)

**Live B.i.G.** God was with Paul to help him have the courage to do something hard.

## Basket Rubbings

**Supplies:** Leader—page 87, baskets, basket-woven paper-plate holders or woven placemats, tape, old crayons

### Prepare

- ★ Photocopy “Basket Rubbings” (**Leader—page 87**) for each child.
- ★ Remove the papers from the crayons.

**Do** ★ Give each child a copy of “Basket Rubbing” (**Leader—page 87**).

- ★ **Say:** In our Bible story today, Paul’s friends hid Paul in a big basket.
- ★ Tape the picture onto the bottom of a basket (or placemat or paper-plate holder).
- ★ Show the children how to rub the sides of crayons over the baskets to make rubbings. This will give texture to the baskets in the pictures.

**Live B.i.G.** God was with Paul to help him have the courage to hide in the basket.

## Transition Time

**Supplies:** building blocks

- Do** ★ Have the children build city walls with openings for gates in your storytelling area.
- ★ **Say:** Long, long ago people built walls with gates around their cities for protection.
  - ★ Sing the song “My Help Comes From the Lord” as the children build the walls.

### My Help Comes From the Lord

(Tune: “The Farmer in the Dell”)

My help comes from the Lord.  
My help comes from the Lord.  
Row along and sing this song;  
My help comes from the Lord.

**Live B.i.G.** God is always with us to help us act with love and courage.



## The B.i.G. Idea

We believe that we can live and act with love and courage because God is always with us.

*Choose one or more activities to immerse your children in the Bible story.*

### Hear the Bible Story

**Supplies:** Bible, Leader—page 85, small basket, string, action figure or doll house figure that fits into the basket, block wall made earlier (page 81)

#### Prepare

- ★ Tie a long length of string to a small basket.

- Do**
- ★ Have the children sit down facing the wall they made earlier (page 81).
  - ★ Open your Bible to the Book of Acts.
  - ★ **Say:** Our Bible story is from the Book of Acts.
  - ★ Tell the children the story “Down the Wall” (**Leader—page 85**) and follow the directions for using the basket and action figure.
  - ★ **Say:** You might think that Paul would be afraid to tell people about Jesus after this, but he wasn’t! He kept telling people about Jesus his whole life.

**Live B.i.G.** When we need to do hard things, God is always there to help.

### Pop-Out Paul

**Supplies:** Kids’ Book, Kids’ Book—page C, Stickers, yarn, scissors, gluesticks, plastic spoons or craft sticks

#### Prepare

- ★ Punch out the wall and the basket (**Kids’ Book and Kids’ Book—page C**) for each child.
- ★ Cut yarn into 6-inch lengths. Each child will need two lengths.

- Do**
- ★ Give each child a basket (**Kids’ Book—page C**).
  - ★ Show the child how to fold the basket in half with the slit at the bottom.
  - ★ Have the children glue the sides of the basket together along the left and right edges.
  - ★ Give each child a plastic spoon or craft stick and a **Sticker** of Paul’s face.
  - ★ Instruct each child to place the **Sticker** on the bowl part of the spoon or on one end of the craft stick to make a handle.
  - ★ Help each child place the handle inside the basket so that it fits through the slit in the basket.
  - ★ Give each child a city wall (**Kids’ Book**).

- ★ Have the child glue the basket near the bottom of the wall.
- ★ Let each child glue yarn lengths from the men's hands to the top of the basket to represent the ropes.
- ★ Show the children how to hold the handle and push Paul's face up and down in the basket.
- ★ **Say:** Paul's friends helped him escape down the wall by hiding Paul in a big basket. Push your handle up to show that Paul is in the basket! Then pull Paul back into the basket so he can hide.

**Live B.i.G.** God was with Paul to help him have courage.

## Adventure Passports

**Supplies:** Kids' Book, Stickers, passports made earlier (page 63)

### Prepare

- ★ Prepare a passport (**Kids' Book**) for any child who does not have one.

### Do

- ★ Give the children their passports.
- ★ **Say:** This week we traveled in a basket. Place your Damascus **Sticker** on your passport. Remember, a passport shows all the places you have traveled. You need to have your passport **Sticker** in order to get to Backyard Time.
- ★ Give each child a Damascus **Sticker** and then have them sit down in your DVD viewing area.

**Live B.i.G.** God is always with us no, matter where we go.

## Backyard Time

**Supplies:** DVD, DVD player, television

### Do

- ★ **Say:** Paul discovered that a big basket could be a wonderful hiding place. I wonder if there are any good hiding places in Mr. Z's backyard.
- ★ Watch Backyard Time (**DVD**).
- ★ **Say:** Walking on the balance beam was challenging for Ms. Lucy, wasn't it? But Mr. Z was there to help her. When we need to do difficult things, God will always be there to help us, just like Mr. Z helped Ms. Lucy.
- ★ **Ask:** What are some of the difficult things you have had to do? How did God help you do those difficult things?

**Live B.i.G.** God is always with us to help us. Thank you, God!





## The B.i.G. Idea

We believe that we can live and  
act with love and courage  
because God is always with us.

Choose one or more activities to connect your children's lives to the Bible story.

### Praise Time

**Supplies:** DVD, Leader—page 5, DVD player, television, sailor hats made earlier (page 60)

- Do** ★ Point to the big fish **Sticker** on one of the children's sailor hats.
- ★ **Ask:** This **Sticker** reminds us of the story about Jonah. What do you remember of the story about Jonah? (*He was swallowed by a fish. Then he went to Nineveh to do what God wanted him to do.*)
- ★ Point to the boat in a storm **Sticker** on one of the children's sailor hats.
- ★ **Ask:** This **Sticker** reminds us of another story. What happened when Jesus and his friends were in a boat. (*A storm came up.*) How did Jesus' friends feel? (*afraid*) What did Jesus do? (*calmed the storm*)
- ★ Point to the basket **Sticker** on one of the children's sailor hats.
- ★ **Ask:** This **Sticker** helps us remember the story of Paul who had to hide in a basket to escape the city. Who helped Paul? (*his friends; God*)
- ★ **Say:** Let's sing "I'm Part of the Story Too." Look for the pictures of Jonah and the fish and the pictures of Jesus and his friends in the boat and the pictures of Paul in the basket.
- ★ Play "I'm Part of the Story Too" (**DVD**). Let the children sing and dance.

**Live B.i.G.** Bible stories help teach us how God wants us to live.

### Closing Worship

**Supplies:** Stickers, Kids' Book, Leader—page 85

#### Prepare

- ★ Detach a storybook (**Kids' Book**) for each child (instructions, page 144).

- Do** ★ **Say:** Like Paul, sometimes we need to do something that is hard to do. In those times, remember: God is with you!
- ★ Place a "Have Courage! God Is With You!" worship badge (**Stickers**) on each child.
- ★ **Pray:** Thank you, God, for helping us when we need to do something that is hard to do. Thank you for always being with us. Amen.
- ★ Give each child a storybook (**Kids' Book**) and a copy of "Down the Wall" (**Leader—page 85**) to take home.

**Live B.i.G.** God is always with us to help us.

Into Life

# Down the Wall

Paul loved God, but he did not know that Jesus was God's Son. He did not like for people to talk about Jesus.

One day, when Paul was traveling, Jesus spoke to him. He said, "Paul, do not hurt God's people." Jesus wanted Paul to believe that Jesus was God's Son.

Paul believed Jesus. He stopped hurting Christians, and he started telling everyone that Jesus is God's Son. But some people were upset that Paul now believed in Jesus. They did not want him to tell others about Jesus. They were so upset that they wanted to hurt Paul!

Once Paul was trapped in a city, and had no way to get outside the walls.  
*(Point to the walls the children built.)*

There were men watching all the gates. Paul had to hide. Paul's friends wanted to help.

But what could they do? How could they get Paul out of the city without being seen?

Paul's friends came up with an idea. They found a strong basket and some ropes. They tied the ropes to the basket.  
*(Show the basket and the action figure.)*

When it was very dark, they told Paul to hide in the basket.  
*(Place the action figure into the basket.)*

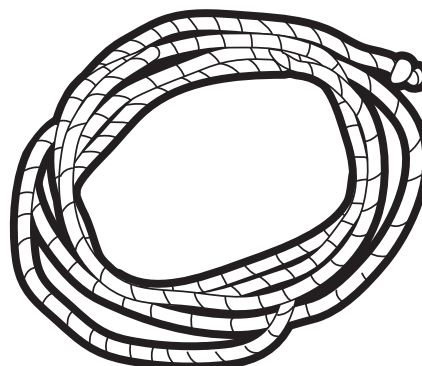
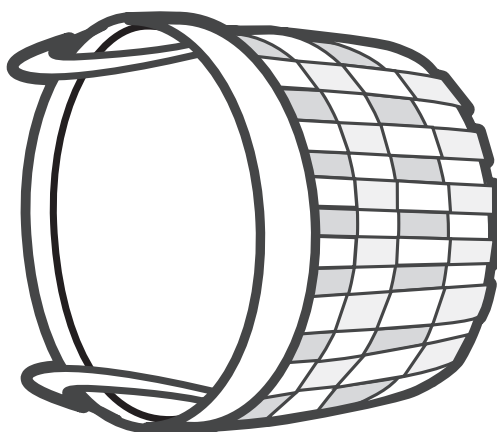
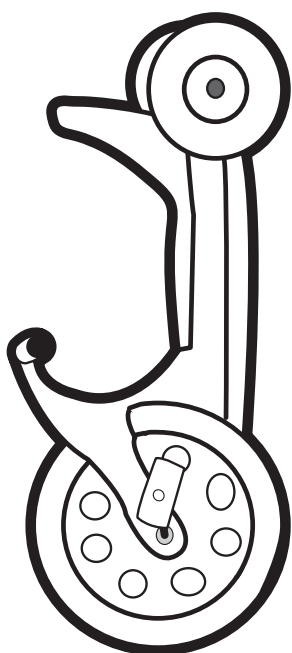

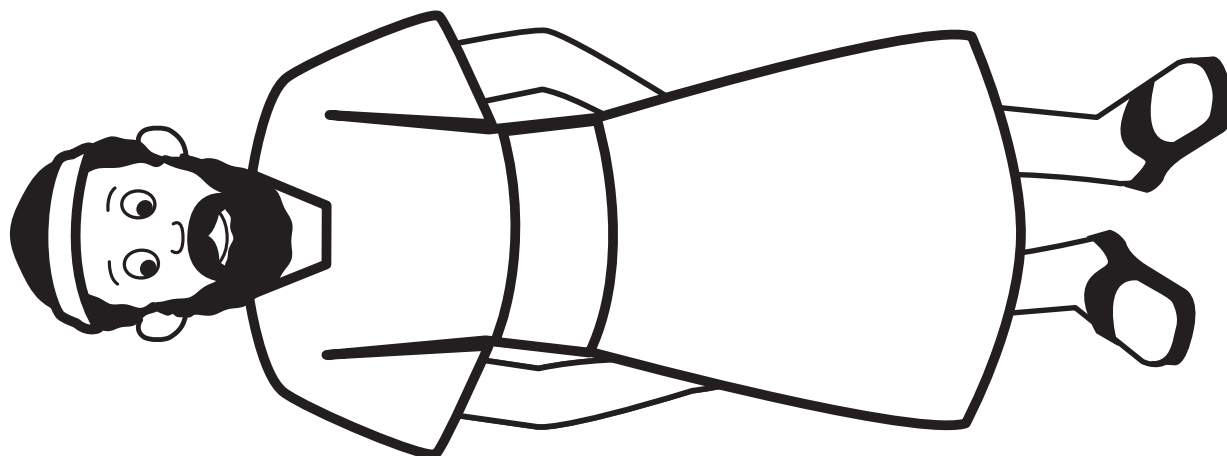
Paul's friends held onto the ropes and started to lower Paul quietly over the wall.  
*(Invite the children to hold the string and lower the basket over the city wall.)*

Soon Paul was on the ground outside the wall. No one had seen him escape!

*based on Acts 9:20-25, 28*



## Take Paul Down the Wall



## Basket Rubbing

